

**Student voice is a
catalyst for change.**

How can we work with students and partners to connect achievement , equity and well-being and improve the student experience?



- Students have something to teach us.
- Students are the potential, not the problem.
- Working together is the only way to ensure that every student reaches their fullest potential.

**Student
surveys**

**Student
well-being**

An Important Bridge



Today...




School-
improvement
planning



The Learning
Bar/
OurSCHOOL
Survey



Reporting
Capabilities



What we have
learned...



Question and
Answer

The Learning Bar Vision

“Giving all children the opportunity to thrive”



Global Impact



Around the World

Australia Bermuda Canada China Dominican Republic Ecuador
Mexico New Zealand Uruguay United States

Worldwide reputation

-  6300 schools worldwide
-  7 million students
-  Largest national school survey in Canada
-  225+ active school districts in Canada



OurSCHOOL
TTFM





60+ LEADING INDICATORS



Choose measures that:



align with provincial
initiatives



are designed and tested
for each grade



offer in-depth flexibility
within a domain



SOCIAL-EMOTIONAL OUTCOMES

SOCIAL ENGAGEMENT

- ☒ Participate Sports
- ☒ Participate Clubs
- ☒ Sense of Belonging
- ☒ Positive Relationships
- ☐ Watch TV
- ☐ Read Books for Fun
- ☐ Work Part-Time
- ☐ Using ICT
- ☐ Volunteer
- ☐ Using Phone

INSTITUTIONAL ENGAGEMENT

- ☒ Values School Outcomes
- ☒ Truancy
- ☒ Homework Behaviour
- ☒ Homework Time
- ☒ Positive Behaviour at School

INTELLECTUAL ENGAGEMENT

- ☒ Intellectual Engagement Composite
- ☒ Interest and Motivation
- ☒ Effort
- ☒ Skills (Grades)-Challenge

EMOTIONAL HEALTH

- ☒ Anxiety
- ☒ Depression
- ☒ Self-Esteem

CAREER PATHWAYS

- ☒ Aspirations-Career Pathways



PHYSICAL HEALTH OUTCOMES

NUTRITION

- ☐ Canada Food Guidelines
- ☐ Sweet and Fatty Foods

PHYSICAL FITNESS

- ☐ Physical Activity – Moderate
- ☐ Physical Activity – Intense
- ☐ Healthy Weight

RISKY BEHAVIOURS

- ☐ Tobacco Use Basic
 - ☐ Tobacco Use Extended
- ☐ Marijuana Basic
 - ☐ Marijuana Extended
- ☐ Other Drugs Basic
 - ☐ Other Drugs Extended
- ☐ Alcohol Basic
 - ☐ Alcohol Extended
- ☐ Gambling Basic
 - ☐ Gambling Extended

SEXUAL HEALTH

- ☐ Sexual Health Basic
 - ☐ Sexual Health Basic Plus
 - ☐ Sexual Health Extended



ACADEMIC OUTCOMES


ACADEMIC OUTCOMES

- ☒ Language Arts
- ☒ Math
- ☒ Science



DEMOGRAPHIC FACTORS

- ☒ Grade
- ☒ Sex
 - ☐ Gender Identity
- ☒ Socio-Economic Factors
- ☐ Language Spoken at Home
- ☒ Grade Repetition
- ☐ Immigrant Status
- ☐ Aboriginal Status
- ☐ Disability
- ☐ Change School
- ☐ Age



DRIVERS OF STUDENT OUTCOMES

QUALITY INSTRUCTION

- ☐ Effective Learning Time
- ☐ Relevance
- ☐ Rigor

SCHOOL CONTEXT

- ☐ Bully-Victim
- ☐ Bullying and Exclusion
- ☐ Bullying, Exclusion, and Harassment
- ☐ Feel Safe Attending this School
- ☐ Advocacy at School
- ☐ Rick Hansen Foundation
- ☐ Inclusive and Accessible Schools

CLASSROOM CONTEXT

- ☐ Positive Teacher-Student Relations
- ☐ Positive Learning Climate
- ☒ Expectations for Success

FAMILY CONTEXT

- ☒ Advocacy Outside of School
- ☒ Aspirations - Finish High School
- ☒ Aspirations - Pursue Trade
- ☒ Aspirations - College or University



60+ LEADING INDICATORS



Choose measures that:



align with provincial
initiatives



are designed and tested
for each grade



offer in-depth flexibility
within a domain



SOCIAL-EMOTIONAL OUTCOMES

SOCIAL ENGAGEMENT

- ☒ Participate Sports
- ☒ Participate Clubs
- ☒ Sense of Belonging
- ☒ Positive Relationships

READING

- ☐ Read Books for Fun
- ☐ Work Part-Time
- ☐ Using ICT
- ☐ Volunteer
- ☐ Using Phone

INSTITUTIONAL ENGAGEMENT

- ☒ Values School Outcomes
- ☒ Truancy
- ☒ Homework Behaviour
- ☒ Homework Time
- ☒ Positive Behaviour at School

INTELLECTUAL ENGAGEMENT

- ☒ Intellectual Engagement Composite
- ☒ Interest and Motivation
- ☒ Effort
- ☒ Skills (Grades) Challenge

EMOTIONAL HEALTH

- ☒ Anxiety
- ☒ Depression
- ☒ Self-Esteem

CAREER PATHWAYS

- ☒ Aspirations-Career Pathways



PHYSICAL HEALTH OUTCOMES

NUTRITION

- ☐ Canada Food Guidelines
- ☐ Sweet and Fatty Foods

PHYSICAL FITNESS

- ☐ Physical Activity - Moderate
- ☐ Physical Activity - Intense
- ☐ Healthy Weight

RISKY BEHAVIOURS

- ☐ Tobacco Use Basic
 - ☐ Tobacco Use Extended
- ☐ Marijuana Basic
 - ☐ Marijuana Extended
- ☐ Other Drugs Basic
 - ☐ Other Drugs Extended
- ☐ Alcohol Basic
 - ☐ Alcohol Extended
- ☐ Gambling Basic
 - ☐ Gambling Extended

SEXUAL HEALTH

- ☐ Sexual Health Basic
 - ☐ Sexual Health Basic Plus
 - ☐ Sexual Health Extended



ACADEMIC OUTCOMES

ACADEMIC OUTCOMES

- ☒ Language Arts
- ☒ Math
- ☒ Science



DEMOGRAPHIC FACTORS

- ☒ Grade
- ☒ Sex
 - ☐ Gender Identity
- ☒ Socio-Economic Factors
- ☐ Language Spoken at Home
- ☒ Grade Repetition
- ☐ Immigrant Status
- ☐ Aboriginal Status
- ☐ Disability
- ☐ Change School
- ☐ Age



DRIVERS OF STUDENT OUTCOMES

QUALITY INSTRUCTION

- ☐ Effective Learning Time
- ☐ Relevance
- ☐ Rigor

SCHOOL CONTEXT

- ☐ Bully-Victim
- ☐ Bullying and Exclusion
- ☐ Bullying, Exclusion, and Harassment
- ☐ Feel Safe Attending this School
- ☐ Advocacy at School
- ☐ Rick Hansen Foundation Inclusive and Accessible Schools

CLASSROOM CONTEXT

- ☐ Positive Teacher-Student Relations
- ☐ Positive Learning Climate
- ☒ Expectations for Success

FAMILY CONTEXT

- ☒ Advocacy Outside of School
- ☒ Aspirations - Finish High School
- ☒ Aspirations - Pursue Trade
- ☒ Aspirations - College or University

Trailing vs. Leading Indicators



How can we use
OurSCHOOL
measures to improve
school experience and
well-being?

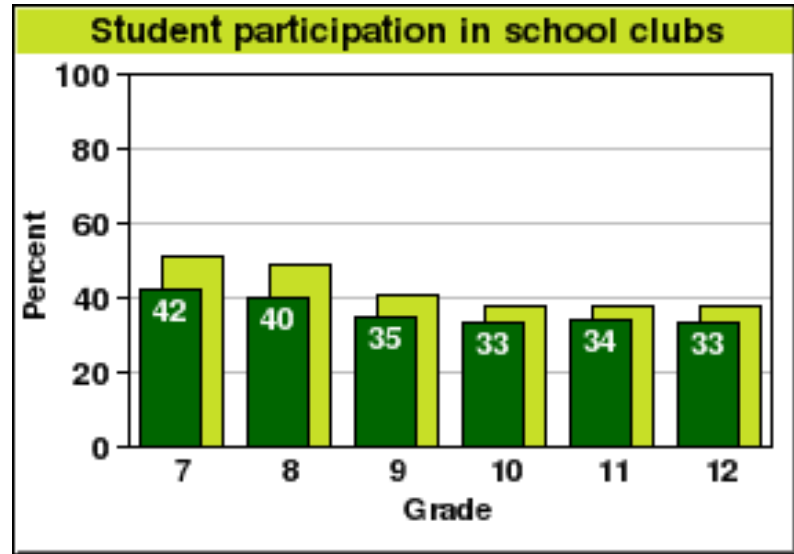
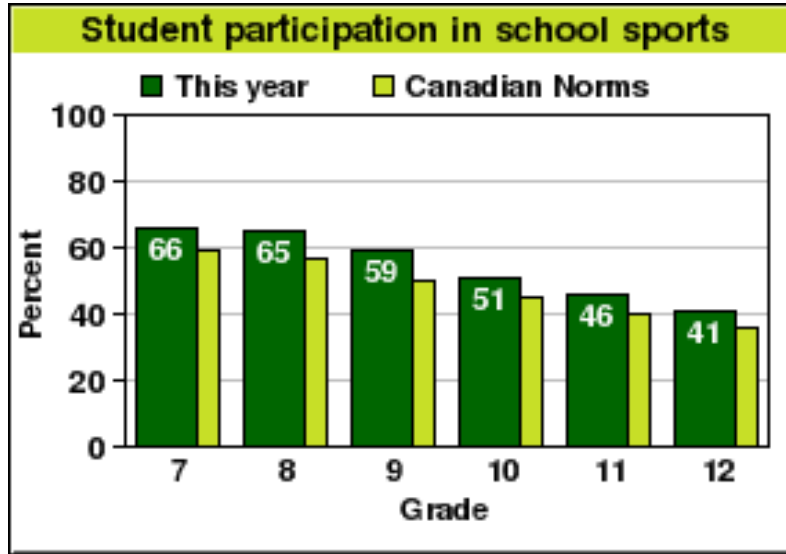
Leading
Indicators



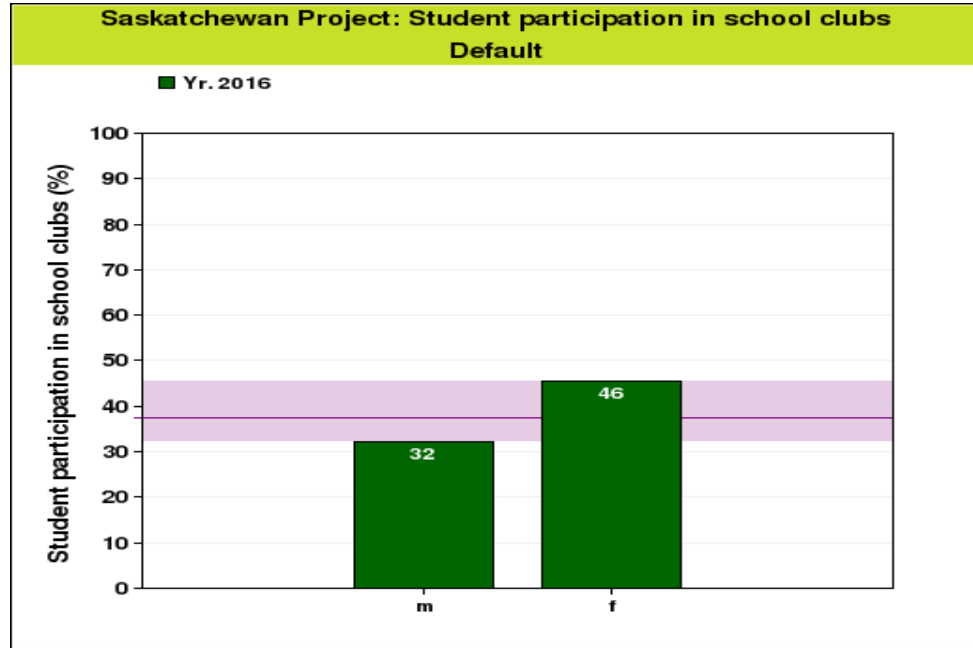
So what have we learned.....



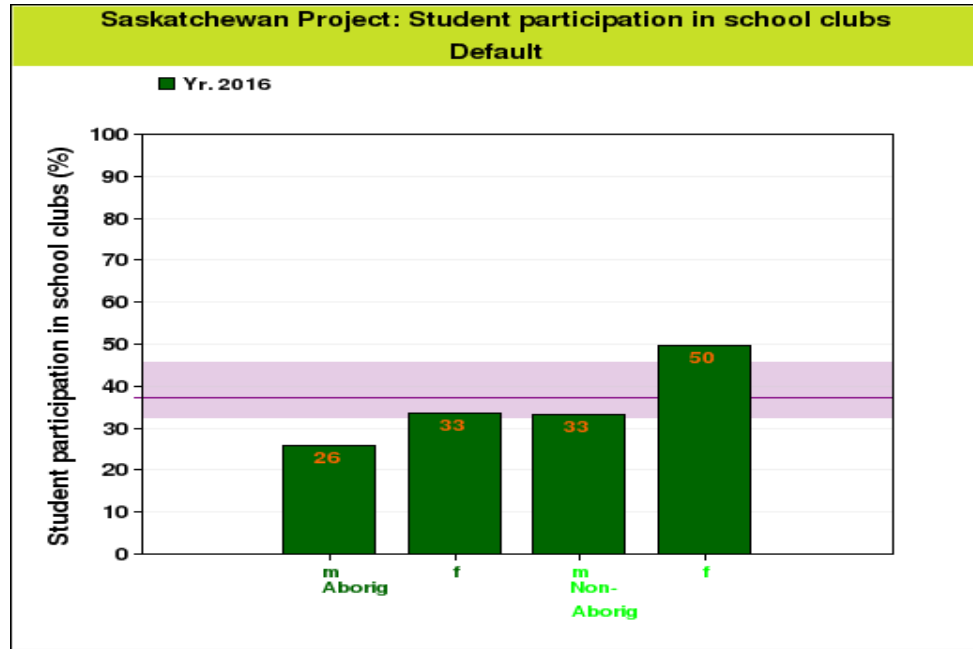
We participate more in school SPORTS than school CLUBS compared to Canadian students.



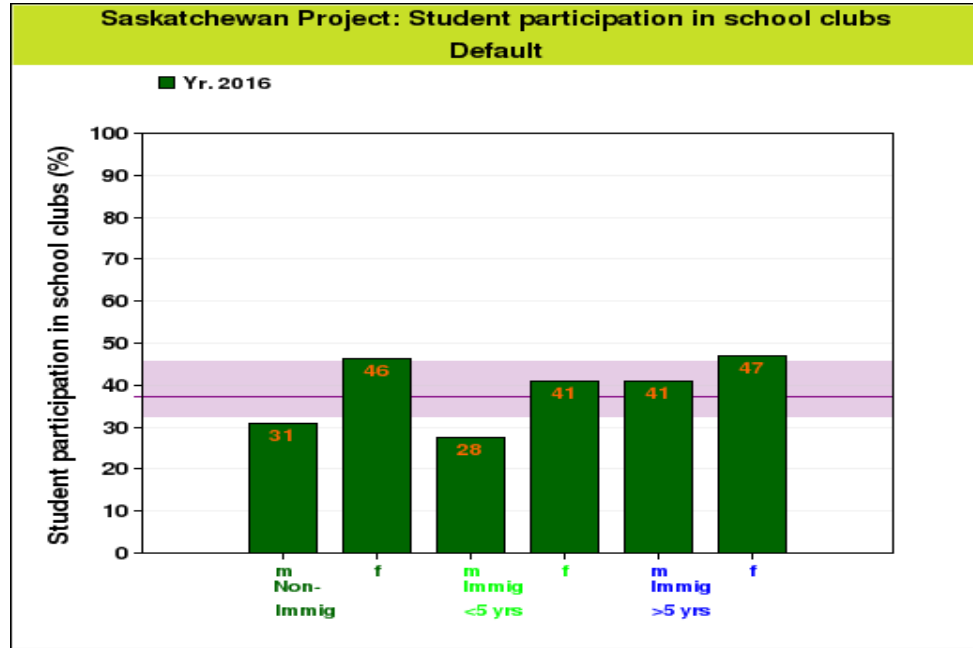
Participate Clubs



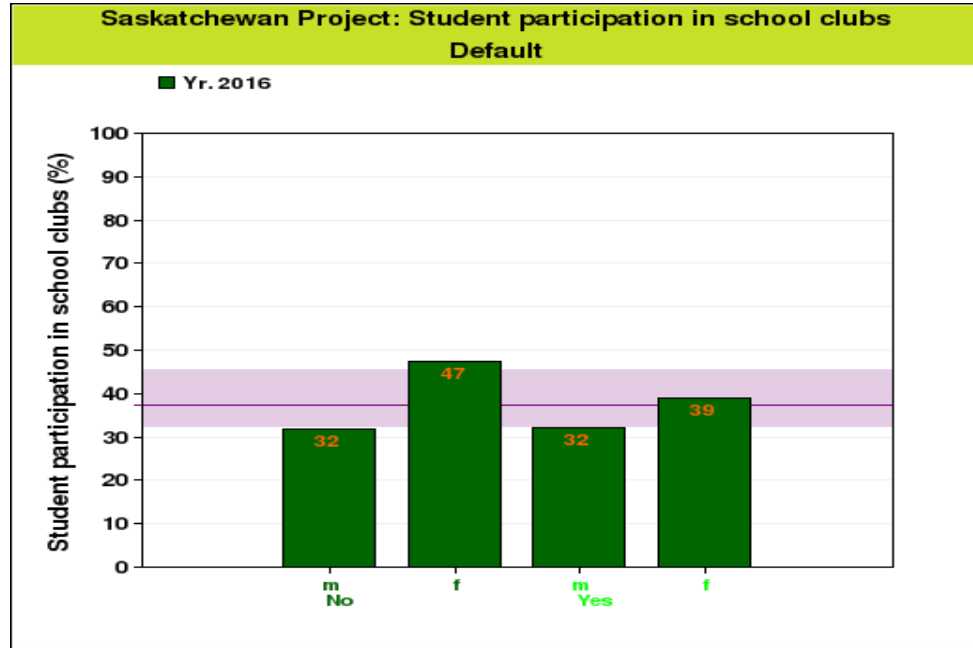
Participate Clubs



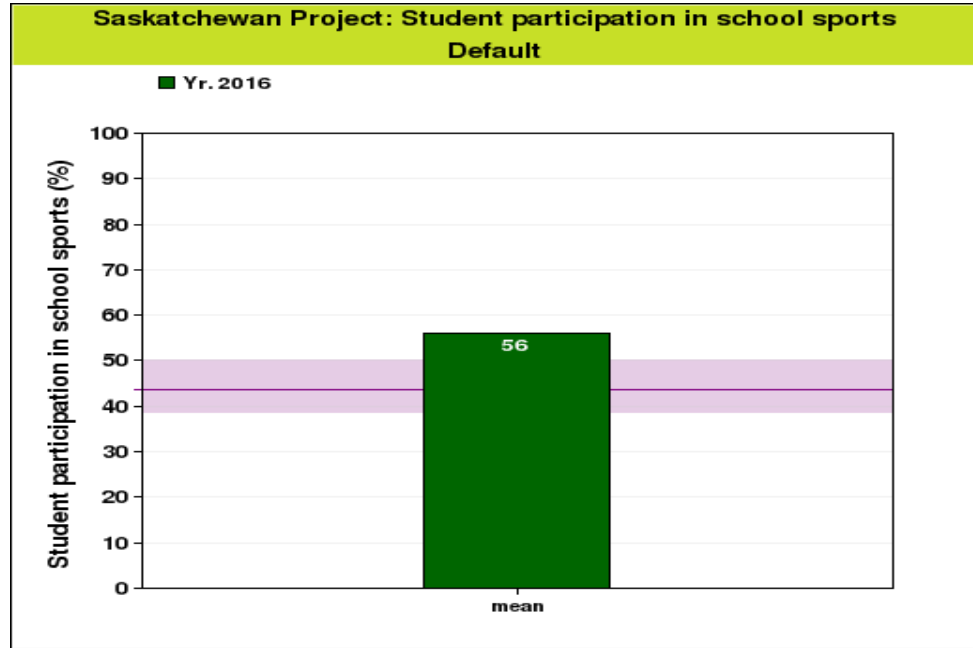
Participate Clubs



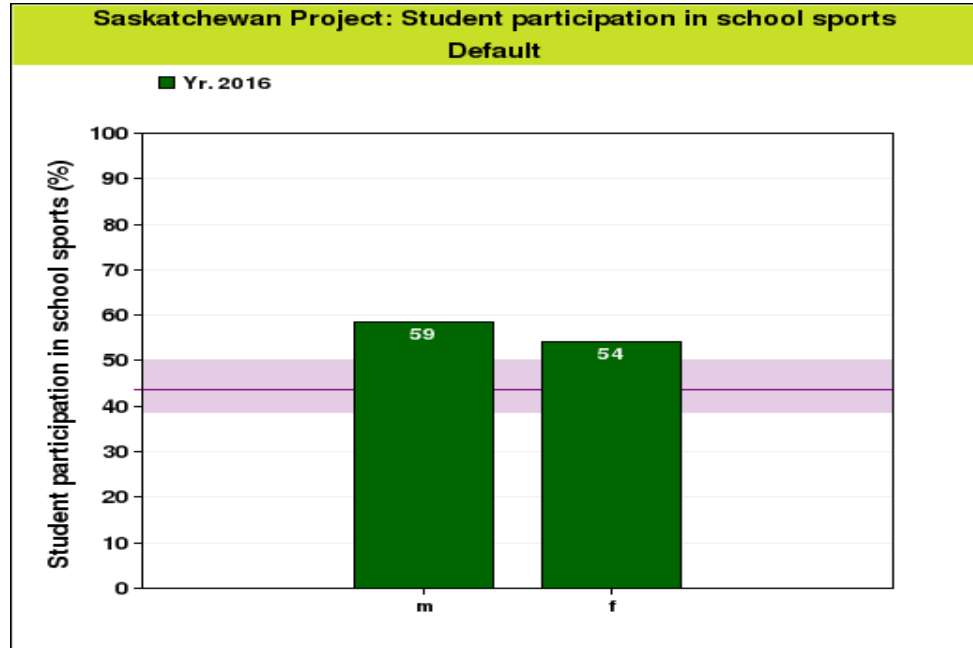
Participate Clubs



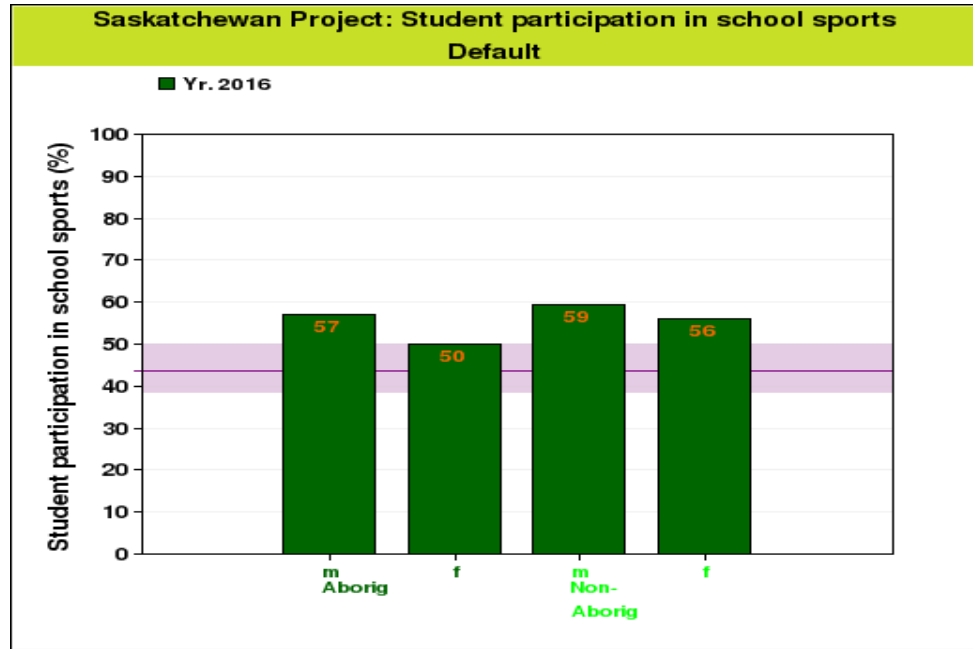
Participate Sports



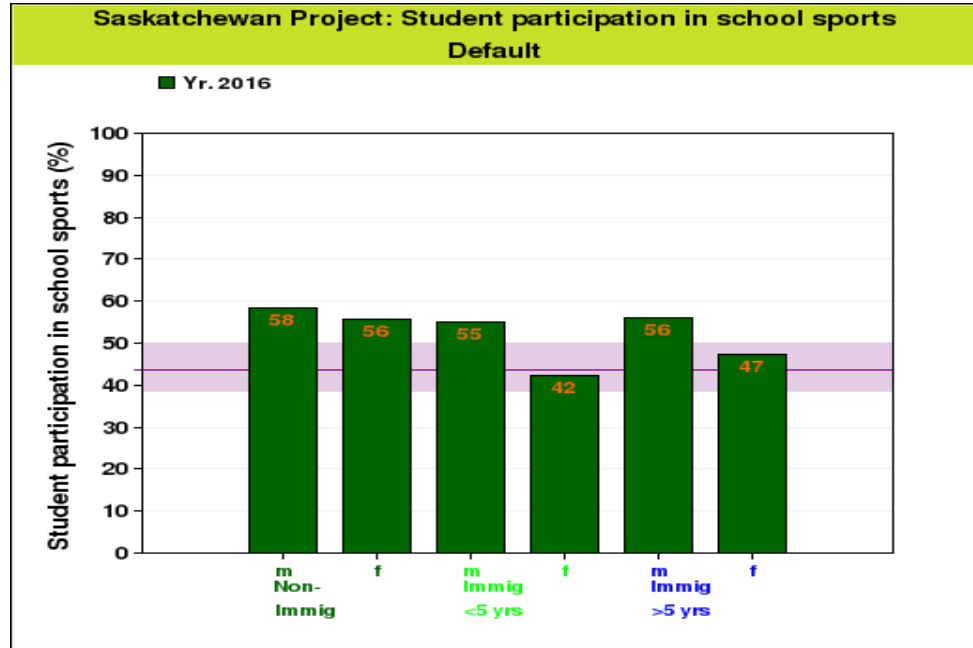
Participate Sports



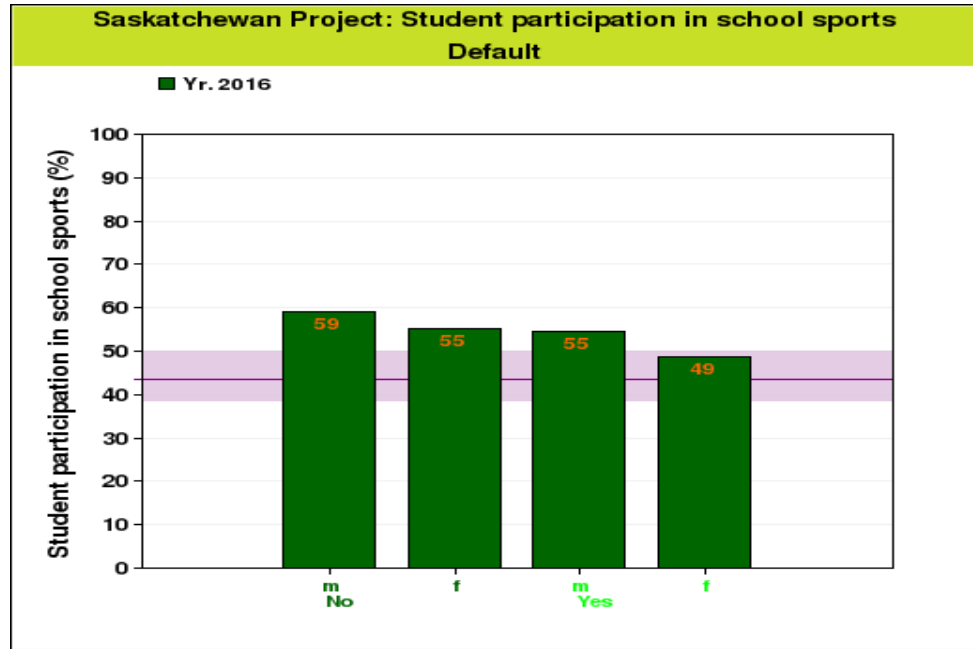
Participate Sports



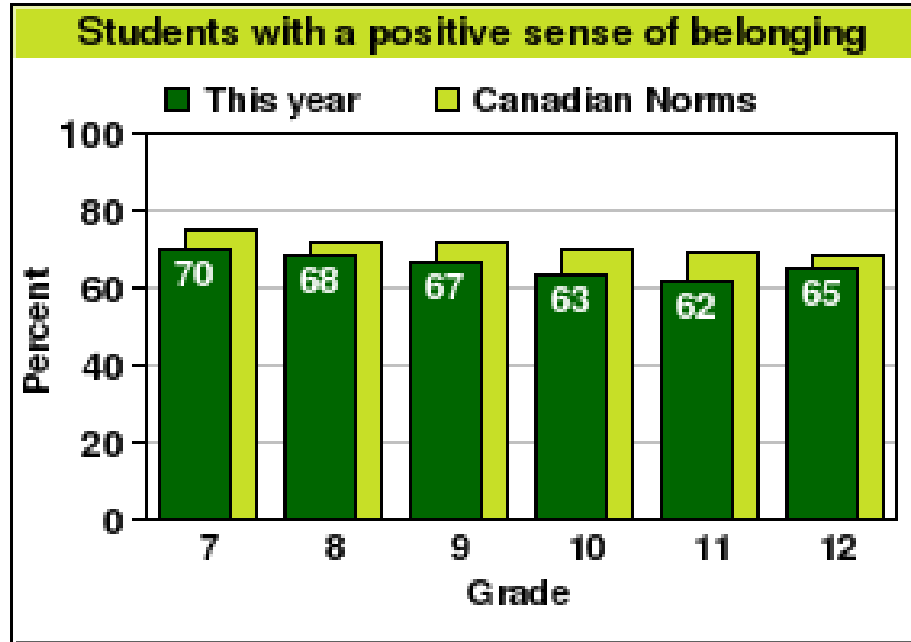
Participate Sports



Participate Sports

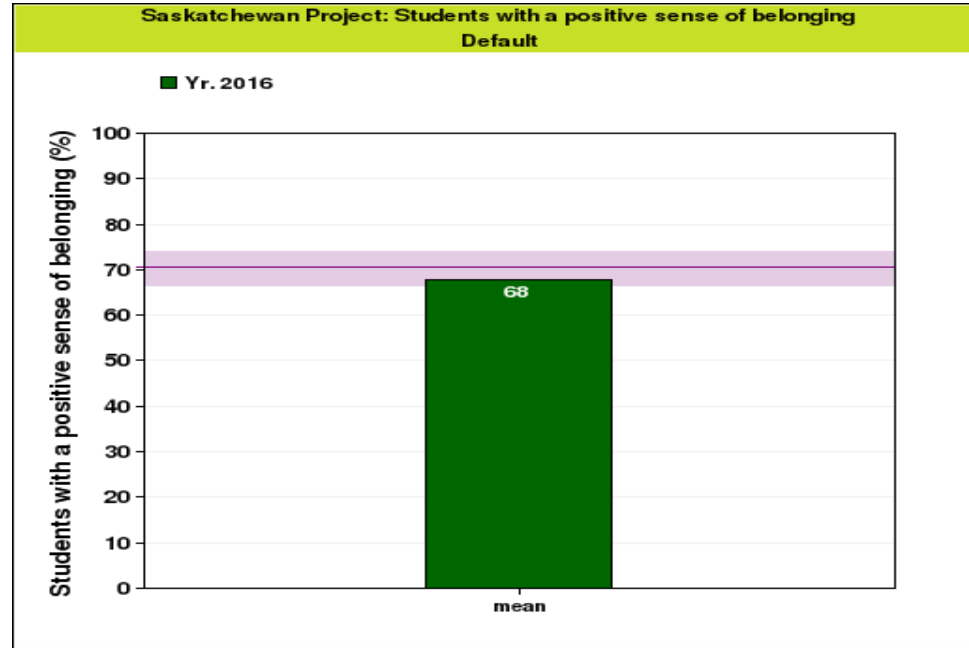


1 in every 3 of us feel that we do not have a POSITIVE SENSE OF BELONGING in our school.

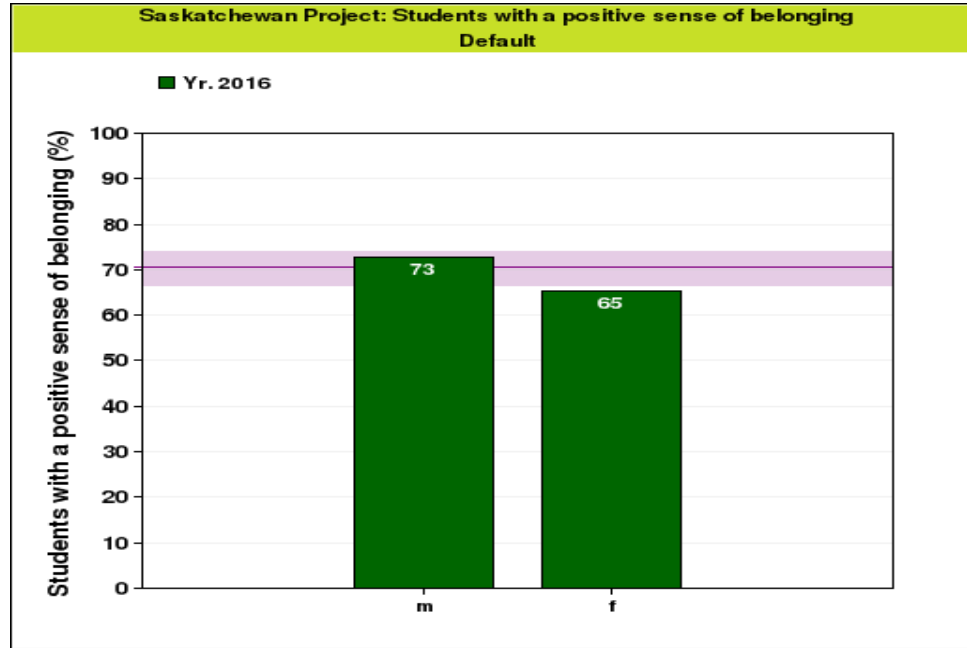


When students have a sense of belonging and purpose at school, they become engaged in the learning process and recognize the relevance of school to their aspirations.

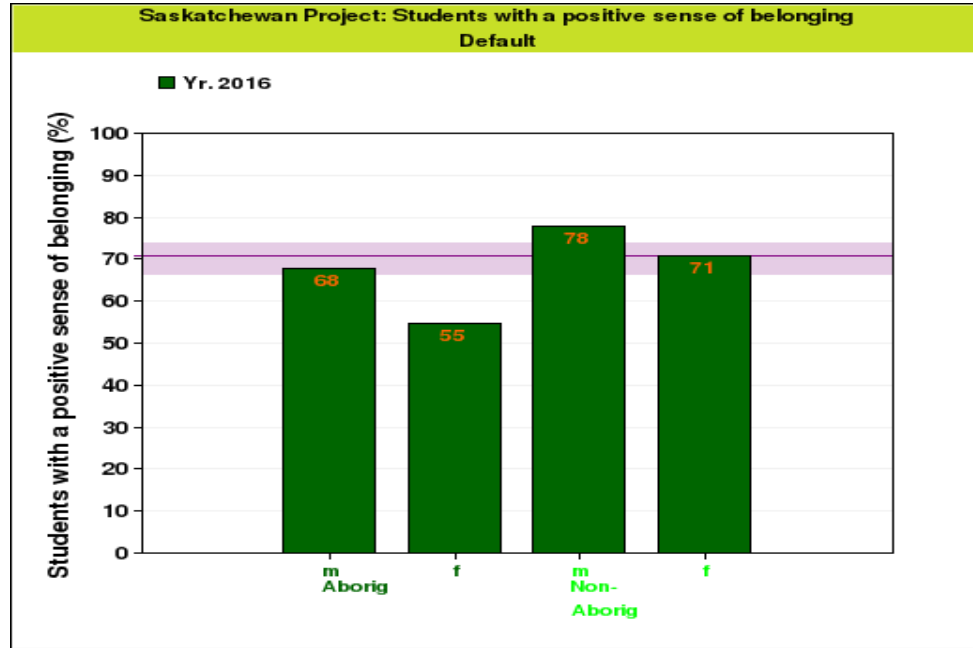
Sense of Belonging



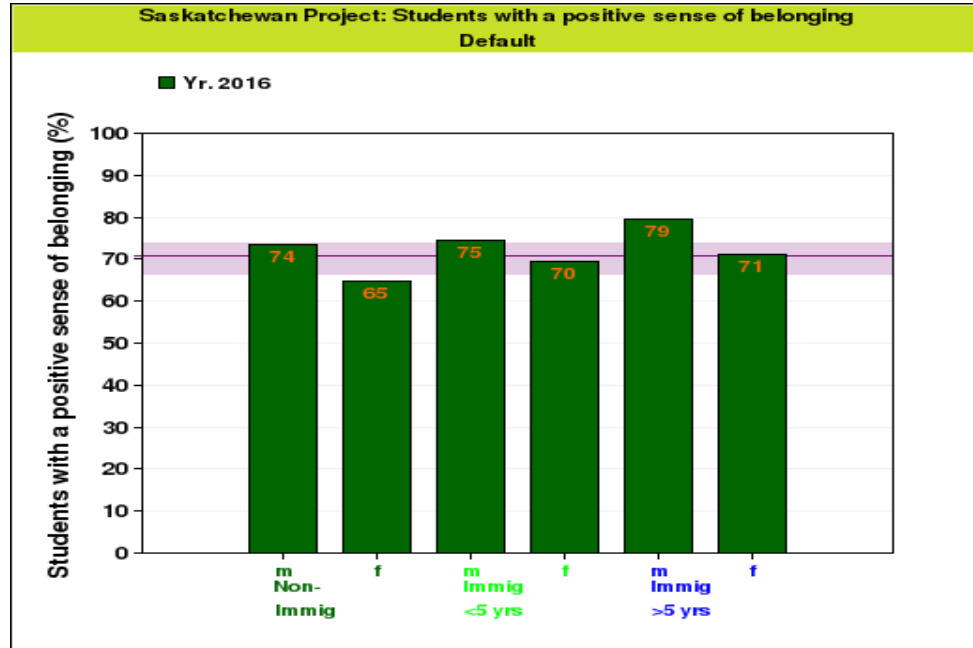
Sense of Belonging



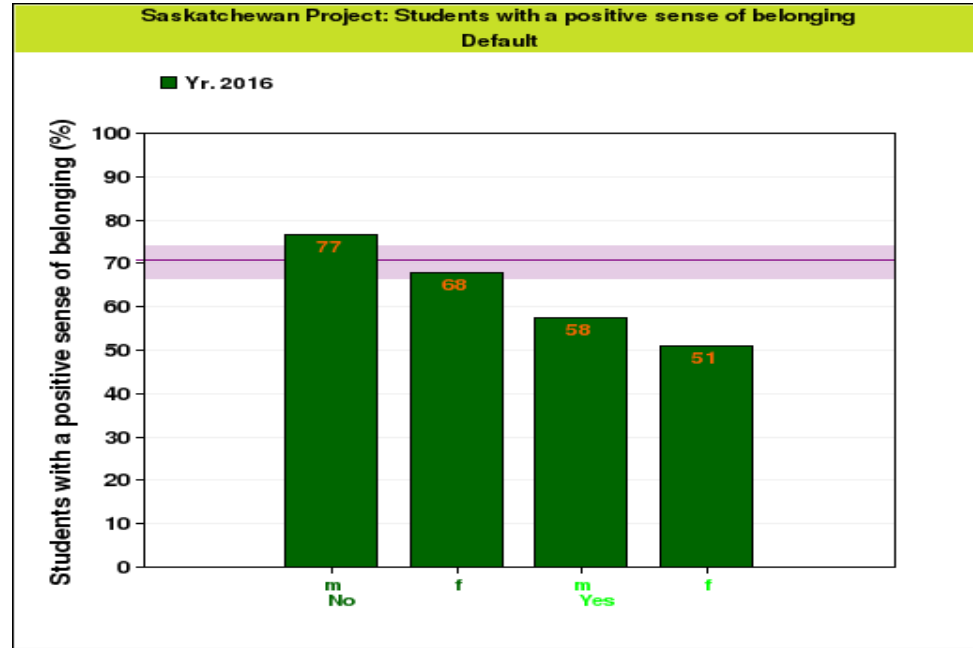
Sense of Belonging



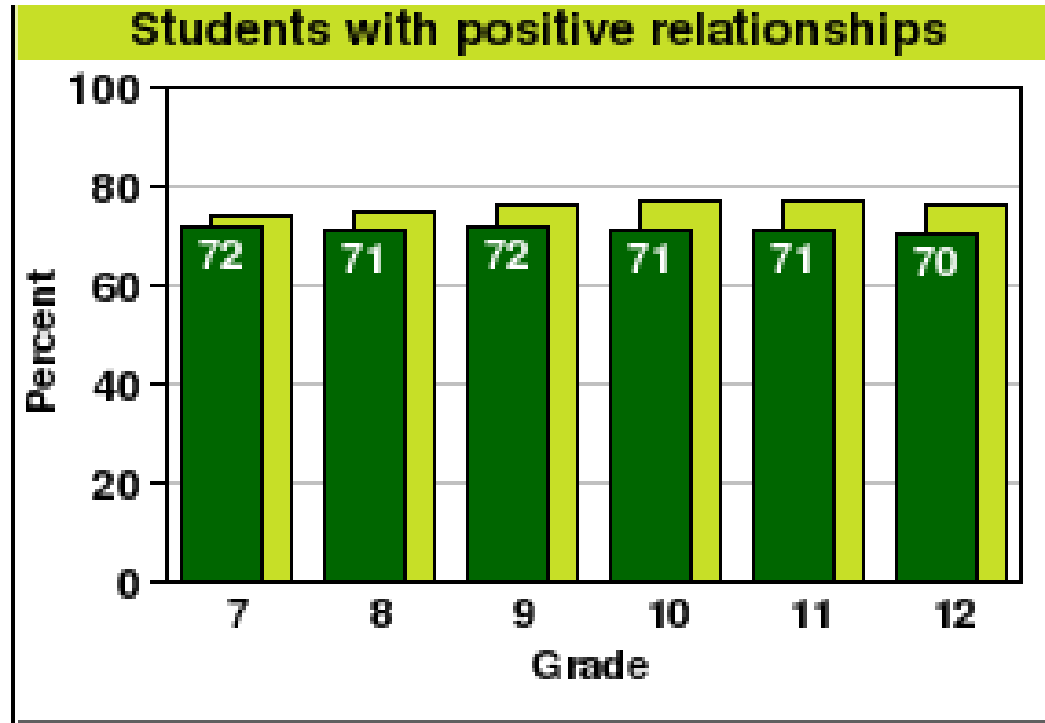
Sense of Belonging



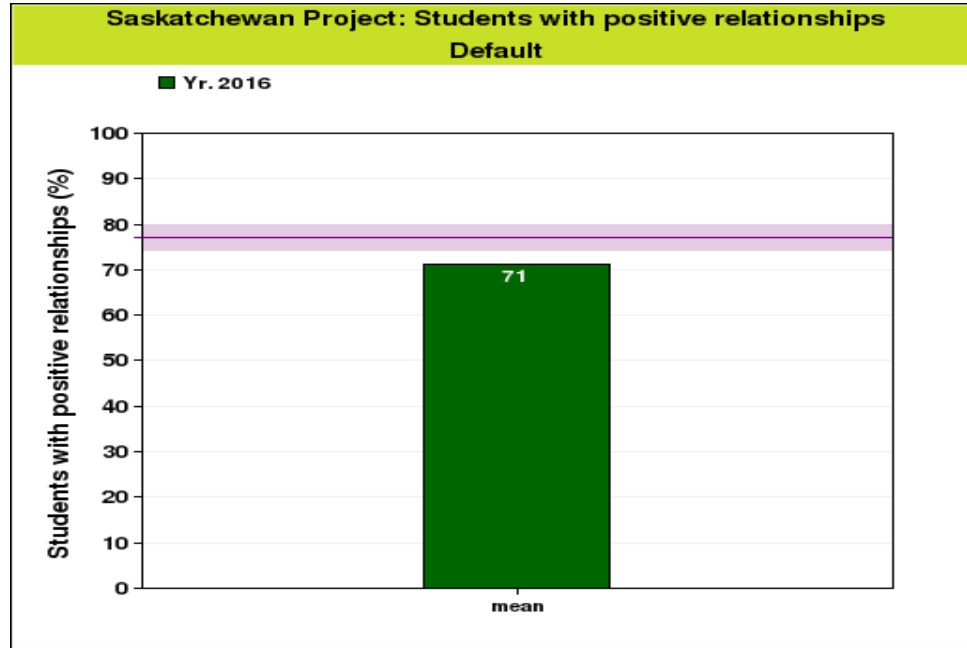
Sense of Belonging



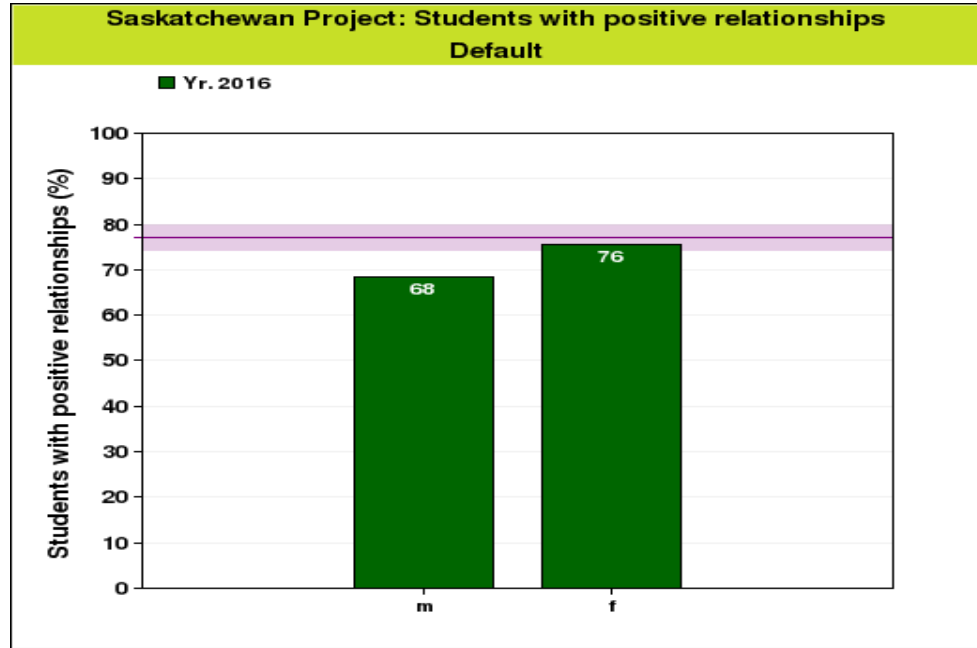
We have FEWER POSITIVE FRIENDSHIPS.



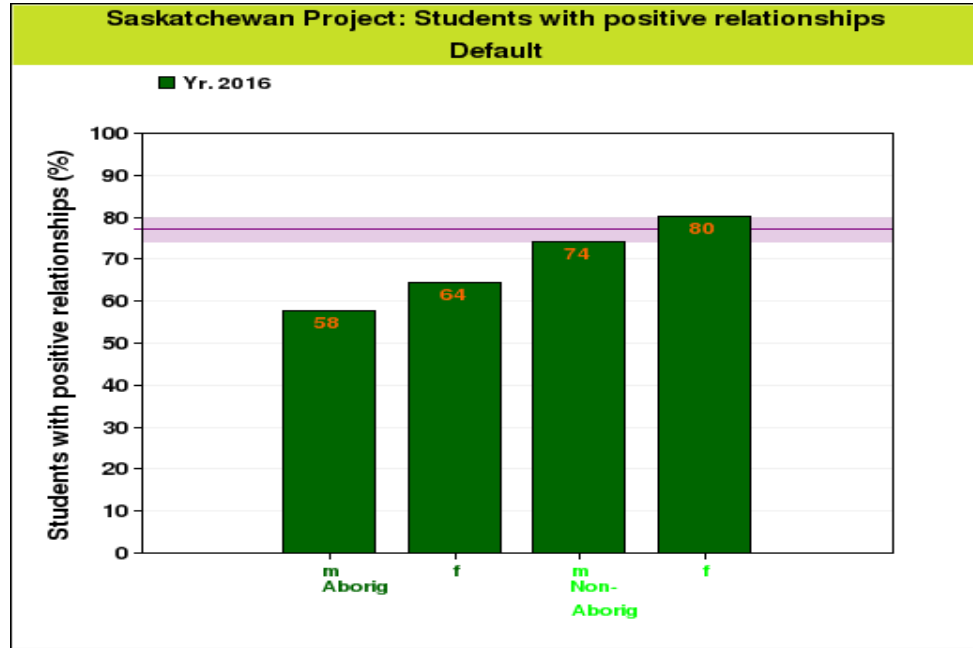
Positive Relationships



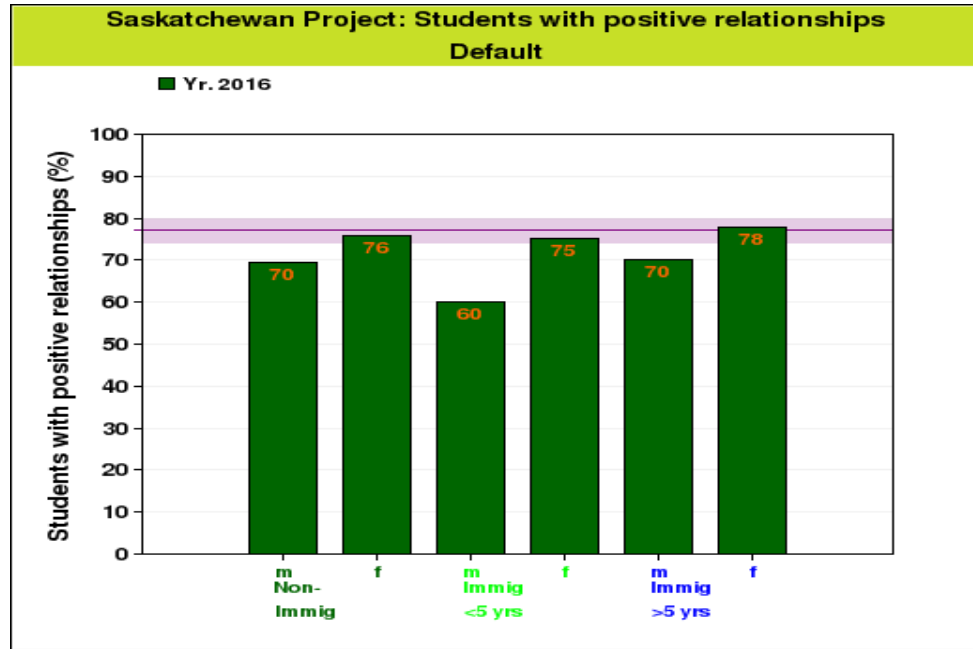
Positive Relationships



Positive Relationships



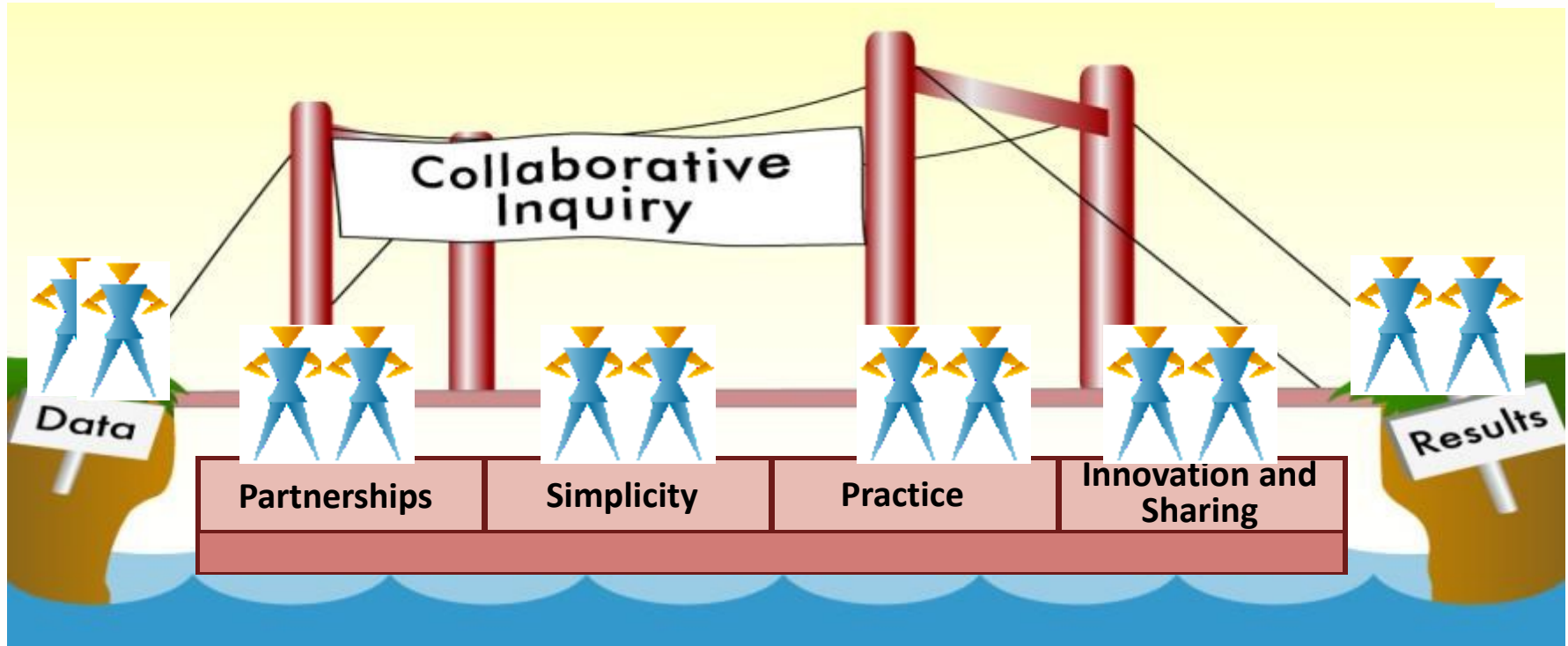
Positive Relationships



Developing an Inquiry Habit of Mind

- *Data almost never provides answers. Instead, using data usually leads to more and more focused investigation and to better questions.*

Building the Bridge Between Data and Results



An Important Bridge

Student Well-being

Student Engagement

Mental Health

Community Partnerships

School Climate

Insight from Teachers and Parents



OurSCHOOL
MEASURES



PACarlton @PACarlton · Jan 4

See you soon Saders! Our break is almost over #missyou #notyourordinaryschool



#carltoncommunity

A photograph of the exterior of Carlton Comprehensive Public High School. The building is a modern, dark-colored structure with a curved section on the left. A large set of concrete steps leads up to the entrance. To the left of the steps is a ramp with a metal railing. A Canadian flag flies on a tall pole to the left of the steps. The school's name is visible on the building's facade. The foreground is a paved area with a bicycle rack and a bicycle. Trees and a clear blue sky are in the background.

CARLTON
COMPREHENSIVE
HIGH SCHOOL

CARLTON COMPREHENSIVE PUBLIC HIGH SCHOOL

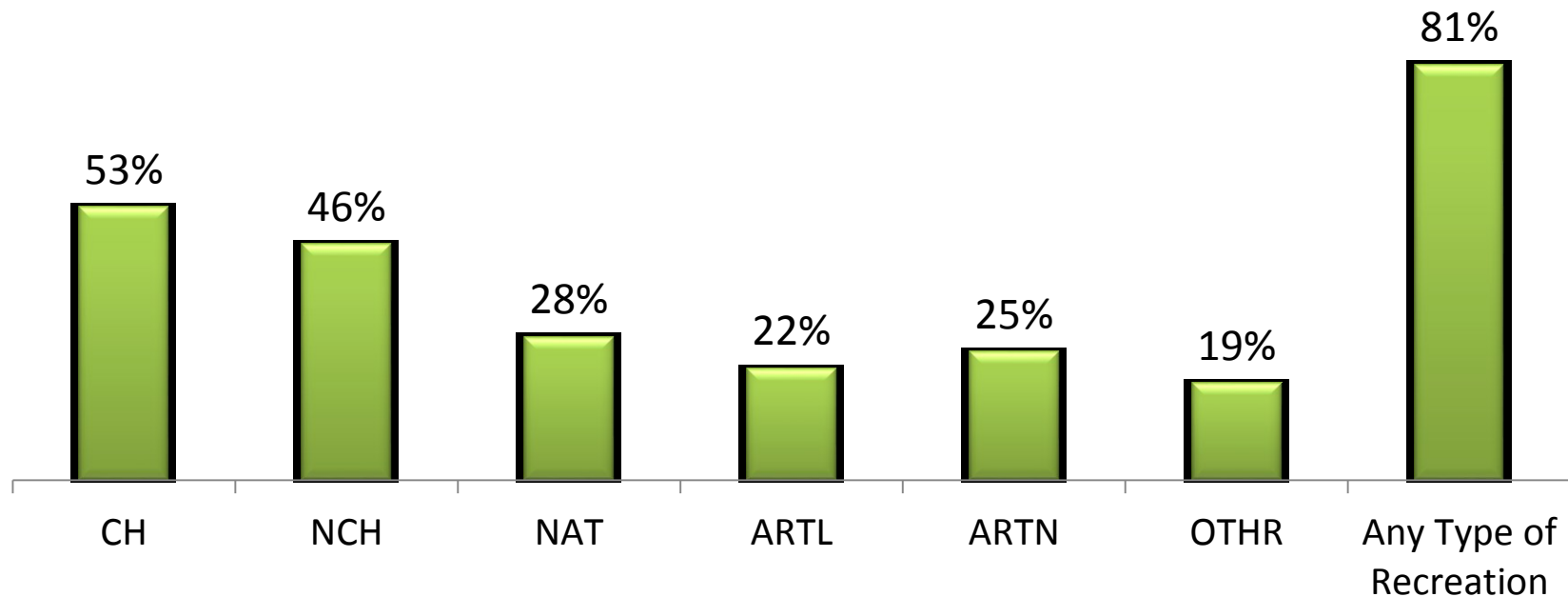
An Our School
Success Story

Student Participation in Recreation

- OurSCHOOL includes:
 - ✓ Participation in School Sports
 - ✓ Participation in School Clubs
 - ✓ Moderate and Intense Physical Activity
- **NEW in Sask** Participation Outside of School:
 - ✓ Student Participation outside of school
 - ✓ So far 7 school divisions participating

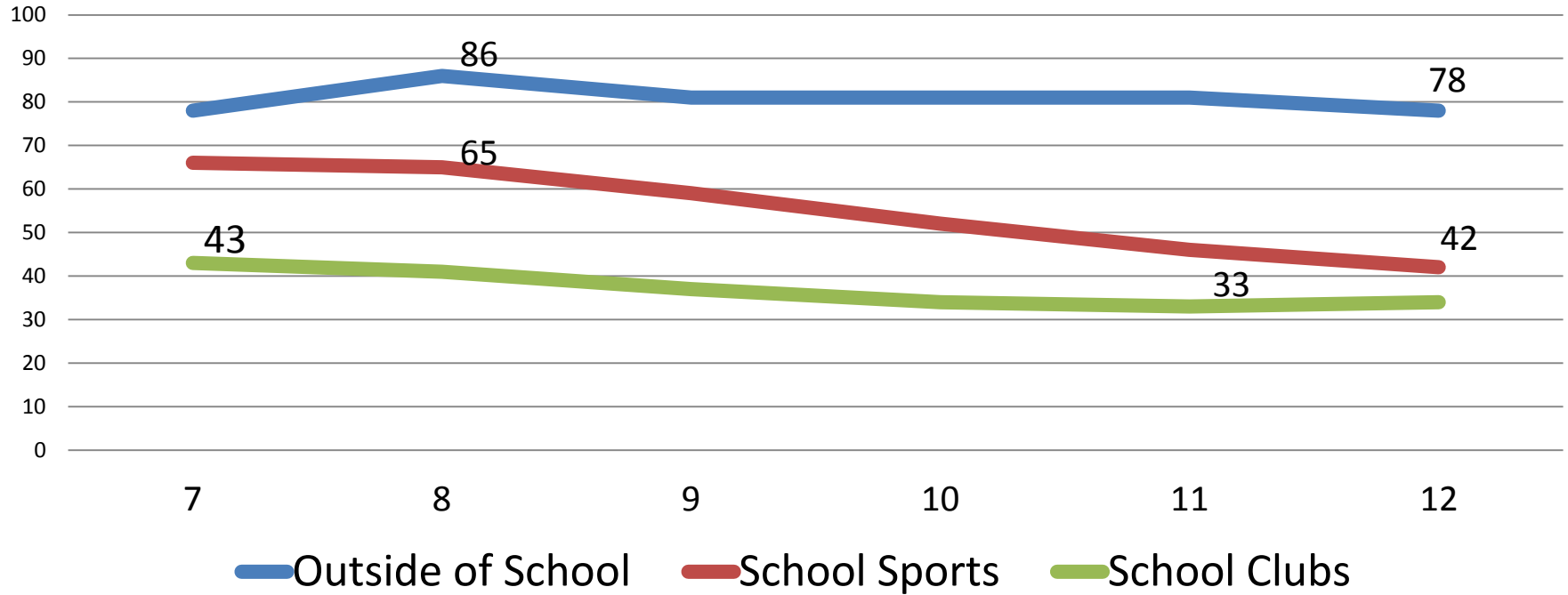
Together these results provide a fuller picture of student participation in school and in the community.

Student Participation Outside of School



(2016-17) 7 School Divisions / 10,819 students

Student Participation by Grade Level




Participation Highlights: 2016-17

- **81% participate outside of school** in sport, culture or recreation activity
- **55% participate in school sports** (Cdn norm 48%)
- **37% participate in school clubs** (Cdn norm 42%)
- Boys participate more in sports, girls more in clubs
- Aboriginal students and those living in Canada less than 5 years participate less
- Participation declines through the high school years
- Physical activity (moderate and intense) close to national norms and declines through high school years.

Student Participation in Recreation

- ✓ A **reliable measure** on provincial participation levels: inside and outside of school
- ✓ Inform **planning and policy** development in sport, culture and recreation
- ✓ Encourage **community and school collaborations** to address barriers

School Divisions can compare the provincial aggregate results with their own division-specific results.





Cheri Haberstock

Principal, Westview School, South East Cornerstone
Honouree, Canada's Outstanding Principals 2017

"Haberstock utilizes data from the Tell Them From Me survey to create goals around academia, student engagement and student wellness. It helped lead to the purchase of an inclusive playground, the only one of its kind in Estevan, where all children can play together."

— [Estevan Mercury](#), February 3, 2017

Previous open-ended question responses

- "I think that the grade 6-8s should have some sort of play equipment."
- "I wish that we had some play structures on the 6,7,8 side or at least some swings"
- "play ground equipment on the big kids side like swings or something"

2016-17

- "I also like how there is a new playground because it used to be kind of unsafe."

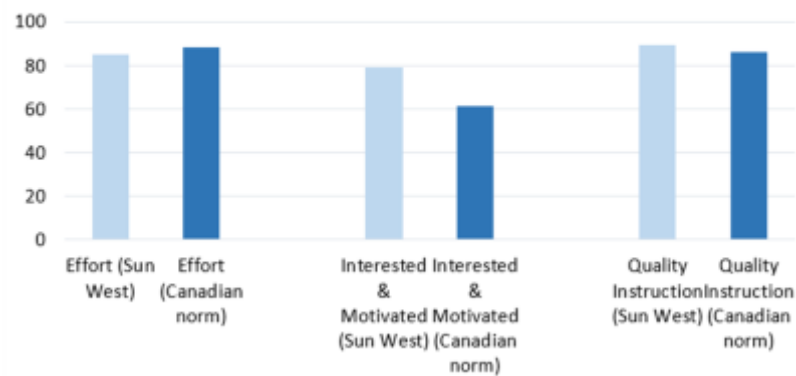


SUN WEST
SCHOOL DIVISION

Success for all


Student Engagement - Elementary

Percentage of students intellectually engaged at Sun West SD



ECS VISION ALL

SCHOOL LEVEL
A3



MEETING GOAL







BEECHY SCHOOL



"By May 2015, Beechy School students will show an increase in intellectual engagement and knowledge of self-regulation skills as measured by the OurSchool survey and other student surveys."

Student ENGAGEMENT



BEING BETTER SELF-REGULATED/SELF-MOTIVATED

BEING INDEPENDENT INQUIRERS

BEING CREATIVE THINKERS

BEING REFLECTIVE LEARNERS

BEING EFFECTIVE PARTICIPATORS

BEING STRONG COLLABORATORS/TEAM PLAYERS



Choose the right action for the situation.

WHY?

Are you doing the right thing?
We're up to YOU!



Change your words

Change your mindset

I think that you can't answer you won't really get that far in your work
Elton Bismarkack

you keep

When your skates are on
don't take them off.
-Kayden

I will keep trying.
-Sonny

Don't leave your dreams behind. —Mackenzie

STATE OF NEW YORK
COUNTY OF ALBANY

Keep trying. -Coke

Stay positive. -Marve

I will try again. -E-

If you get bucked off get
back on. -96%

To have a Growth Mindset means you have G.R.I.T. never give up, you can't give up until you're done.
Zander Basson

Think harder. -OCELAN

Four Browns are on the side of your grip. -Charles

Minerals help me improve. -Mutter

Journal of Management Education

I will win next time. - Alex

I will always improve. I'll keep trying. -Katie

Be true to yourself
-Jordanyn

When you feel brush it off.
- Jane

is good. It helps you learn.
- Jackie Ellis

your
Your I can is more than
your IQ. -Tia

Never stop thinking.
-AVERY

Turn a set back into a comeback -Korbin

I think a Growth Mindset is if
 all first you don't succeed just
 try, try again.
 Made Myself

I will learn from my mistakes. — Winston

I can try harder. —Madison

Believe in yourself. —Carly

Scientific Method is being positive
and working hard for your brain.
- Joe to McDowell

Don't think that you can't, otherwise you won't really get that far in your work.

Elton Bonbrachuck

I can keep trying. -Ayla

I have a Graciele Mamm...
with keep on trying until...
possible
- Kerrie LaBelle

Is this real
work?

Is this really my best work? —Grade

You haven't failed until
you quit trying. -CLAY

Trust in yourself. - Jane

if you have (BUT you have a
Smooth Muslim, you won't
give up, and you believe in
yourself)

I will keep practicing to do better. -Will

The power of your
Kernite

Practice makes perfect.
-Anna

This may take some time
and effort. -Shelli

Grit is the stubborn refusal to quit. —Scotty

I will try harder.
-Layne

It was here a Growth Mindset and
here the key to success
Always Winced

I'd keep trying until I was right. -Grace

Keep trying and never give up.
-Colt Cross



Our Students Have A Voice

I like
the place
here!

1. Jährliche Kosten
des Betriebes werden
gleichmäßig verteilt.

Page 881

I get a lot of help at school from teachers.

I used the natural growing rock as shown here as well!

I like to
see my
friends
everyday.

1. I am that
we have
school
open.

It's like how my
cousins go
with me to
the
church.

I like
Maggie and
having a
Buddy!

My friends & I got 8 students who wrote
no answer their paper saying we the
public, sorry.

They were asked what they liked about
being asked what they like and to
the "happy" group and what they like
to be asked.

There was a lot of their responses.

1. **Q10** Grade 5 to 8 students also received
 some of these resources.

2. **Q11** What are the two resources for the
 resource?



Don't forget to love yourself too!

Don't miss out on a chance to win a \$1000 prize by suggesting the topic below.

WE LISTEN...

Our School Survey Elementary Results

Time spent reading for fun

| Category | Percentage |
|------------------------|------------|
| Below National Average | 75% |
| Above National Average | 25% |

Safe attending KCS

| Category | Percentage |
|------------------------|------------|
| Safe attending KCS | 67% |
| Not safe attending KCS | 33% |

Challenge!

With all students now required to learn skills that do not feel like a challenge!

100% OF STUDENTS feel safe attending KCS

We are below the national average on time spent reading for fun.
(KCS 0.6 hrs; Nat. Av. 0.9 hrs.)

We spend more time than the national average playing on computers and video games.
(KCS 1.1 hrs; Nat. Av. 0.9 hrs.)

67% of students feel safe attending KCS.
(Nat. Av. 67%)


How can we help to address anxiety with our students?


What can you do to problem solve/resolve conflict in the elementary end?


Our School Survey

Grade 7-12 Results


Our Strengths


 **85%** of students are happy with instructional strategies and classes.


 Participation in Extra-Curricular Activities higher than Canadian norms.


 We meet academic Canadian norms in all core classes.


Opportunities for Improvement


 Sense of Belonging: lower than Canadian norms.


 Female students are less engaged in their learning than male students.


 Female students are higher than Canadian norm for anxiety.

 **42%** of students do not feel safe at school.

 What steps can our staff and students take to ensure all students feel safe and have a sense of belonging?


 How can we decrease the verbal and social bullying in our school?


 How can we address and manage the anxiety students feel?

 How can we ensure all students are feeling motivated and engaged in their learning?



**cultivating
the arts**







There is only one thing worse than doing nothing about improving the conditions that affect students' success and well-being: asking students their opinions about those conditions and then doing nothing.

Thank You!

Any questions?

Jacqueline Hagel

Jacqueline.hagel@gov.sk.ca

306-787-9811

Peter Cullen

peter.c@thelearningbar.com

877-840-2424